

Scaled data based on original data using  
LM-79-08 Approved Method: Electrical and Photometric Measurements of Solid-  
State Lighting Products

Test Report Prepared for  
Cooper Lighting Solutions  
(formerly Eaton)

Brand: STREETWORKS

Report Number: P637153

Luminaire Tested: **IFLD-S-SA6A-750-U-33-VI**

Issue Date: 01/17/2023

**Test Information**

Test Method: LM-79-08  
Report Number: P637153  
Test Lab: INNOVATION CENTER(G2)  
Issue Date: 01/17/2023  
Manufacturer: COOPER LIGHTING SOLUTIONS (FORMERLY EATON)  
Product Line: STREETWORKS  
Catalog Number: IFLD-S-SA6A-750-U-33-VI  
Description: Infrastructure Flood – Middle Tier Light Square Luminaire w/ Nema 3 distribution lens and Visor  
Light Source: (96) 5000K CCT, 70 CRI LEDs  
Ballast/Driver: ELECTRONIC DRIVER

**Summary**

Lumens per Lamp: N/A  
Luminaire Lumens: 27455.7 lumens  
Efficiency: N/A  
Efficacy: 144.8 lumens/watt  
Luminous Opening: Rectangular (W 1.5' x L: 1' x H: 0')  
IES Classification: Type V - Short  
BUG Rating: B5 - U0 - G1

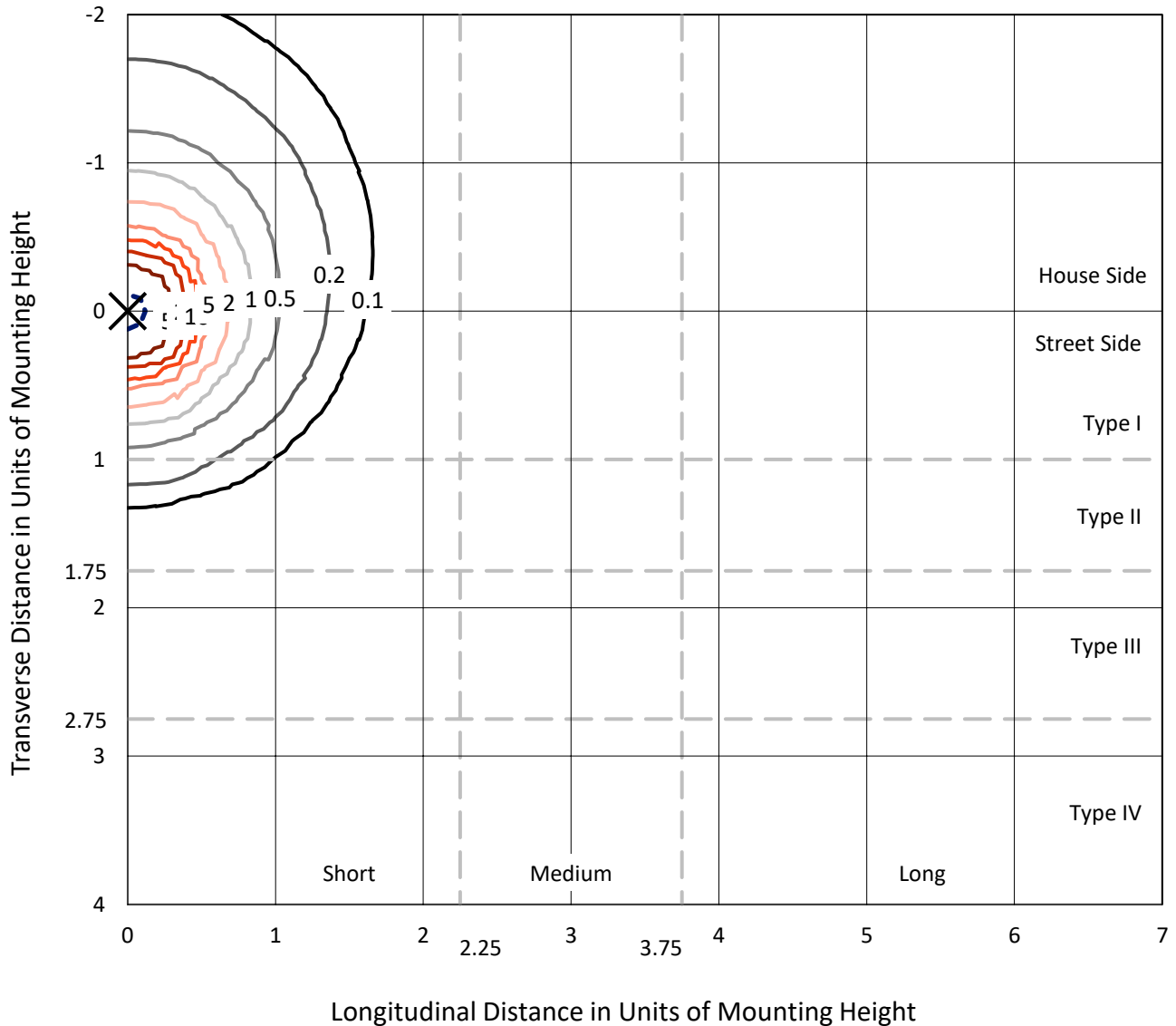
Input Watts (W): 189.6  
Input Voltage (V): 120  
Input Current (Ain): NR  
Voltage Rise (V): NR  
Power Factor: NR  
Total Harmonic Distortion (THDi): NR  
Frequency (hertz): 60  
Stabilization Time: NR  
Operation Time: NR  
Ambient Temperature (°C): NR  
Test Distance: 25 FT



REPORT NUMBER: P637153  
 CATALOG NUMBER: IFLD-S-SA6A-750-U-33-VI

### Iso-Footcandle Lines of Horizontal Illumination

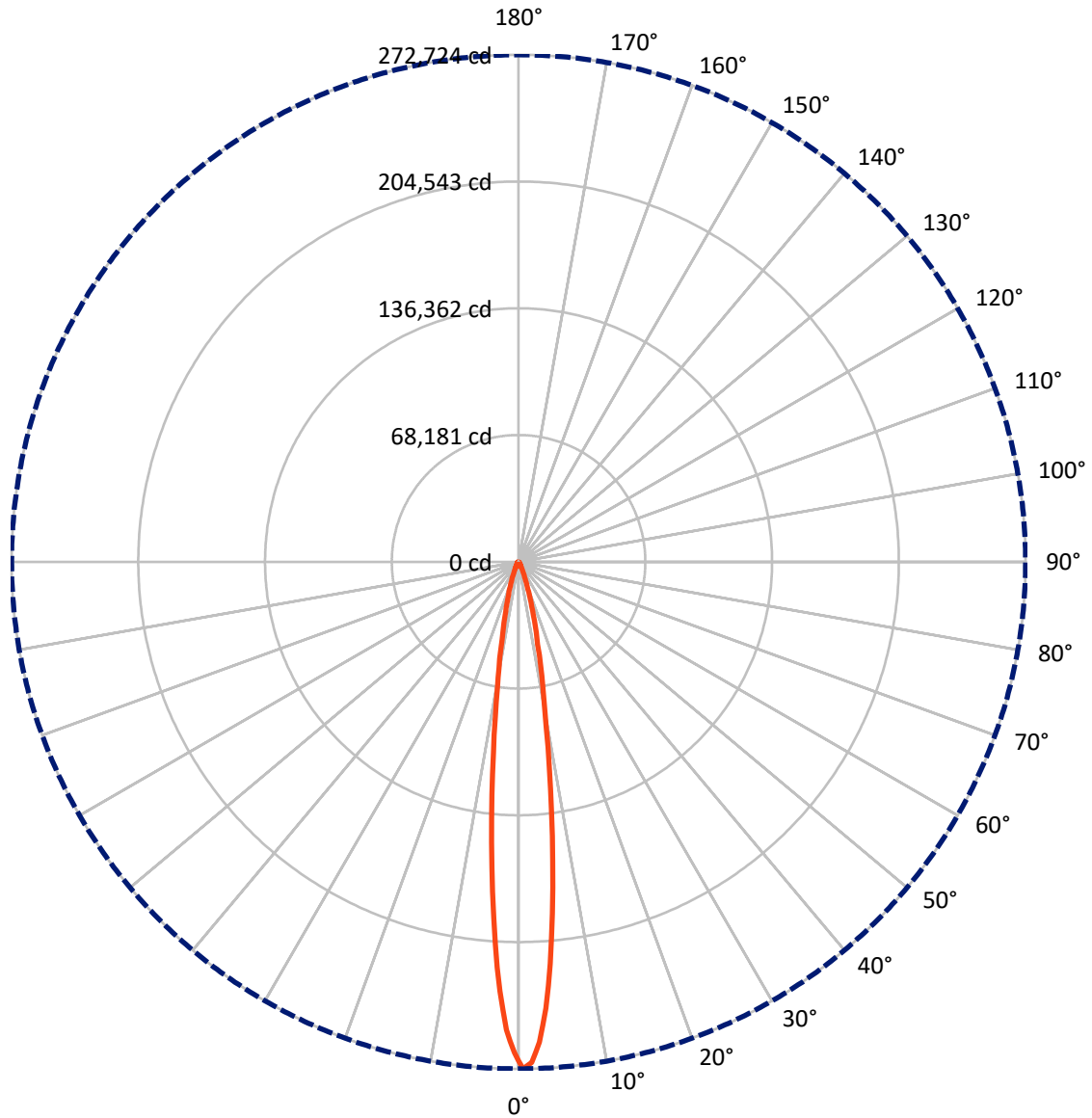
× Max cd  
 - - - 1/2 Max cd



Based on 20 foot mounting height. Maximum calculated value = 681.8 fc  
 Type V - Short - N/A

REPORT NUMBER: P637153  
CATALOG NUMBER: IFLD-S-SA6A-750-U-33-VI

### Luminous Intensity Polar Plot



— Vertical Plane Through 0-Deg Lateral      - - - Horizontal Cone Through 0-Deg Vertical

REPORT NUMBER: P637153  
 CATALOG NUMBER: IFLD-S-SA6A-750-U-33-VI

**FLUX DISTRIBUTION:**

		Downward	Upward	Total
<b>House Side</b>	Lumens	14062.3	0.0	14062.3
	% Fixture	51.2	0.0	51.2
<b>Street Side</b>	Lumens	13393.4	0.0	13393.4
	% Fixture	48.8	0.0	48.8
<b>Total</b>	Lumens	27455.7	0.0	27455.7
	% Fixture	100.0	0.0	100.0

**Coefficient of Utilization**

**ZONAL LUMENS:**

Zone	Lumens	% Fixture
0°-10°	13860.4	50.5
10°-20°	8873.4	32.3
20°-30°	2667.2	9.7
30°-40°	868.4	3.2
40°-50°	505.3	1.8
50°-60°	335.6	1.2
60°-70°	202.0	0.7
70°-80°	103.9	0.4
80°-90°	39.5	0.1
90°-100°	0.0	0.0
100°-110°	0.0	0.0
110°-120°	0.0	0.0
120°-130°	0.0	0.0
130°-140°	0.0	0.0
140°-150°	0.0	0.0
150°-160°	0.0	0.0
160°-170°	0.0	0.0
170°-180°	0.0	0.0
0°-90°	27455.7	100.0
0°-180°	27455.7	100.0

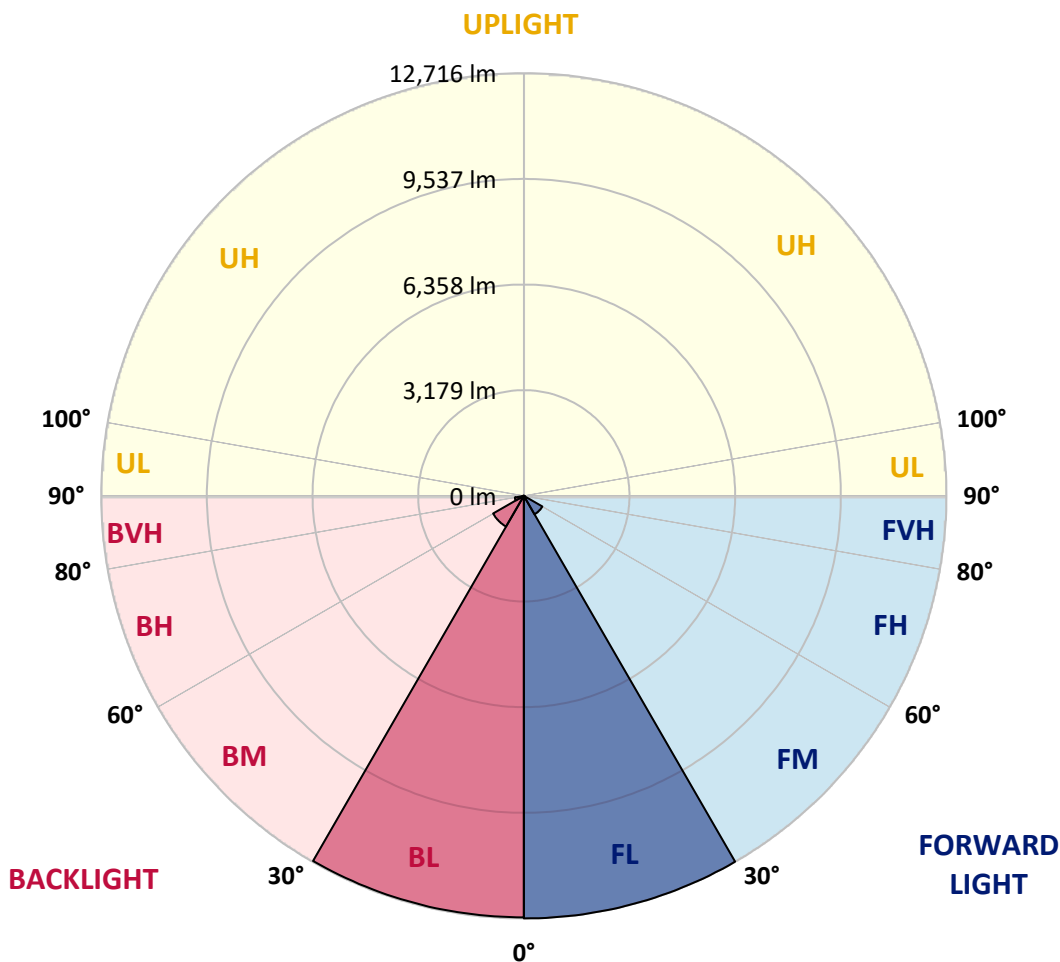


REPORT NUMBER: P637153  
 CATALOG NUMBER: IFLD-S-SA6A-750-U-33-VI

**LUMINAIRE CLASSIFICATION SYSTEM LUMEN TABLE AND BUG RATING:**

Zone	Lumens	% Fixture	Zone Rating/Lumen Limit		
			B	U	G
FL (0°-30°)	12715.6	46.3			
FM (30°-60°)	641.7	2.3			
FH (60°-80°)	30.2	0.1			G0/660
FVH (80°-90°)	6.0	0.0			G0/10
BL (0°-30°)	12685.4	46.2	B5		
BM (30°-60°)	1067.7	3.9	B2/2500		
BH (60°-80°)	275.7	1.0	B1/500		G0/660
BVH (80°-90°)	33.5	0.1			G1/100
UL (90°-100°)	0.0	0.0		U0/0	
UH (100°-180°)	0.0	0.0		U0/0	

**BUG Rating: B5-U0-G1**  
 Type V Short





REPORT NUMBER: P637153  
 CATALOG NUMBER: IFLD-S-SA6A-750-U-33-VI

**CANDELA DISTRIBUTION (FULL):**

	0°	5°	15°	25°	35°	45°	55°	65°	75°	85°
0°	272723.7	272723.7	272723.7	272723.7	272723.7	272723.7	272723.7	272723.7	272723.7	272723.7
1°	269458.3	268635.9	266512.8	268022.9	269350.6	268964.9	268938.0	268794.4	268594.1	270167.0
2°	258687.0	258154.7	255014.8	256309.7	258196.6	256821.0	257682.2	256925.7	256940.6	258818.6
3°	240529.5	240819.6	235810.8	238164.2	240786.7	237452.5	238487.1	240430.9	238394.4	237781.4
4°	216929.6	214411.7	211675.6	214067.9	214746.7	212805.9	214713.8	217094.1	214265.2	214390.8
5°	189986.5	188126.5	184887.9	186365.2	184681.6	185294.6	188153.4	189134.2	187160.6	184675.6
6°	162283.8	160962.1	156913.1	159042.3	158444.2	158097.3	161706.7	158716.3	159792.8	158288.7
7°	134987.8	132517.8	130529.2	132568.6	132700.2	131656.5	136342.4	135798.2	133839.5	133385.0
8°	111839.4	109375.4	107691.8	109210.9	110203.7	108565.0	110768.9	112216.2	110685.2	110822.7
9°	90204.2	89770.6	87429.1	89414.7	90494.2	88738.9	91179.0	91702.4	90270.0	90966.7
10°	74065.2	73559.8	71690.9	72495.3	74283.5	72190.3	74531.7	74702.2	73559.8	73885.8
12.5°	45770.4	45567.1	45516.3	45632.9	45609.0	45979.8	46577.8	45896.0	45806.3	44679.0
15°	29583.6	29885.6	29574.7	30172.7	30259.4	30609.3	30244.5	29694.3	28644.7	28124.3
17.5°	18462.5	18848.2	19380.5	20256.7	21132.9	21234.5	20750.1	20104.2	19595.8	19039.6
20°	10621.8	10810.1	10729.4	11779.0	14045.7	14661.7	14036.7	13357.9	12744.9	12182.7
22.5°	6599.7	6530.9	6656.5	7009.4	7748.0	9652.9	9141.5	8462.7	8017.2	7553.6
25°	4046.0	4120.7	4072.9	4267.2	4599.2	5406.6	5523.2	5230.1	5002.9	4763.6
27.5°	2604.6	2604.6	2625.5	2733.2	2960.5	2933.5	3555.5	3328.3	3205.7	3089.0
30°	1809.2	1815.1	1815.1	1877.9	1928.8	1839.1	2000.6	2293.6	2236.8	2147.1
32.5°	1342.7	1360.6	1375.6	1408.5	1366.6	1270.9	1309.8	1650.7	1617.8	1584.9
35°	1022.7	1037.7	1073.5	1091.5	1031.7	971.9	936.0	1214.1	1229.0	1220.1
37.5°	744.6	753.6	819.4	888.1	819.4	765.5	744.6	933.0	1004.8	995.8
40°	571.2	574.1	586.1	663.9	663.9	622.0	628.0	696.8	822.3	822.3
42.5°	490.4	490.4	502.4	490.4	493.4	538.3	553.2	562.2	696.8	696.8
45°	424.6	424.6	430.6	400.7	370.8	463.5	475.5	478.5	586.1	601.1
47.5°	355.9	355.9	367.8	328.9	314.0	367.8	400.7	409.7	505.4	517.3
50°	263.2	266.1	302.0	269.1	278.1	284.1	346.9	352.9	427.6	454.5
52.5°	176.4	176.4	182.4	209.3	242.2	233.2	281.1	302.0	340.9	376.8
55°	143.5	143.5	140.5	134.6	179.4	194.4	206.3	251.2	278.1	323.0
57.5°	98.7	104.7	95.7	110.6	116.6	146.5	155.5	197.4	212.3	272.1
60°	12.0	15.0	20.9	80.7	77.7	98.7	116.6	155.5	173.4	209.3
62.5°	3.0	3.0	6.0	15.0	53.8	65.8	92.7	107.7	125.6	161.5
65°	0.0	0.0	3.0	6.0	12.0	35.9	47.8	62.8	89.7	113.6
67.5°	0.0	0.0	3.0	6.0	6.0	15.0	23.9	38.9	47.8	83.7
70°	0.0	0.0	3.0	6.0	6.0	12.0	15.0	17.9	32.9	44.9
72.5°	0.0	0.0	3.0	6.0	9.0	12.0	15.0	15.0	15.0	29.9
75°	0.0	0.0	3.0	6.0	9.0	12.0	15.0	15.0	12.0	12.0
77.5°	0.0	0.0	3.0	6.0	12.0	15.0	17.9	15.0	9.0	9.0
80°	0.0	0.0	3.0	9.0	15.0	20.9	23.9	17.9	9.0	6.0
82.5°	0.0	0.0	6.0	12.0	17.9	23.9	32.9	26.9	12.0	6.0
85°	0.0	0.0	3.0	9.0	17.9	23.9	47.8	32.9	15.0	3.0
87.5°	0.0	0.0	0.0	3.0	3.0	6.0	17.9	12.0	6.0	3.0
90°	0.0	0.0	0.0	0.0	0.0	0.0	0.0	0.0	0.0	0.0



REPORT NUMBER: P637153

CATALOG NUMBER: IFLD-S-SA6A-750-U-33-VI

**CANDELA DISTRIBUTION (continued):**

90°	95°	105°	115°	125°	135°	145°	155°	165°	175°
272723.7	272723.7	272723.7	272723.7	272723.7	272723.7	272723.7	272723.7	272723.7	272723.7
268351.8	270226.8	270415.2	269799.2	270753.1	270418.2	268456.5	267807.6	267039.1	265932.6
257715.1	256925.7	257885.6	257933.4	258992.0	258977.1	256689.4	255980.7	257287.5	254736.7
239025.4	238301.7	239420.1	238412.4	240293.3	239728.1	236953.1	236232.4	237715.6	235861.6
215383.6	214740.7	214528.4	214181.5	213110.9	214429.7	212536.8	211110.4	213122.9	209157.7
187971.0	187594.2	187121.7	186445.9	186128.9	187109.8	185898.7	182965.1	185904.6	178832.5
161009.9	161207.3	159173.8	159075.1	158898.7	158997.4	155606.3	155809.7	157998.6	152113.6
131821.0	133214.5	133588.3	132825.8	134048.8	133115.8	130819.2	129934.1	132239.7	128080.1
111426.8	110649.3	110176.8	109593.7	111420.8	109803.0	108295.9	107264.2	109085.3	105996.3
91080.4	90909.9	90093.5	89501.5	89408.7	89659.9	86831.1	87405.2	88783.8	86923.8
74065.2	74092.1	72752.4	73078.4	73165.1	72890.0	71036.0	71053.9	71529.4	69292.6
45426.5	45265.1	44607.2	44771.7	44861.4	45420.6	44768.7	43847.6	43183.8	42848.9
28641.7	28450.3	27977.8	28943.7	29592.6	29461.0	28880.9	28447.3	27846.2	27361.8
19039.6	18863.2	19482.2	19485.2	20077.3	20137.1	19556.9	19222.0	18680.8	18704.7
12383.1	12338.2	12595.4	13130.7	13549.3	13791.5	13349.0	12948.3	12577.5	12422.0
7721.1	7721.1	8169.7	8504.6	9048.8	9270.1	8947.2	8663.1	8361.0	8175.6
4820.5	4739.7	5059.7	5337.8	5810.3	6112.3	5956.8	5696.6	5484.3	5385.6
3113.0	3160.8	3295.4	3432.9	3758.9	4072.9	3986.1	3881.5	3752.9	3708.0
2194.9	2227.8	2239.8	2386.3	2568.7	2778.0	2831.9	2784.0	2718.2	2667.4
1611.8	1641.7	1689.6	1758.3	1872.0	2012.5	2141.1	2117.2	2087.3	2063.3
1232.0	1267.9	1339.7	1396.5	1483.2	1558.0	1680.6	1701.5	1692.5	1674.6
1013.7	1034.7	1097.5	1154.3	1205.1	1267.9	1351.6	1417.4	1420.4	1402.5
837.3	858.2	915.0	989.8	1028.7	1073.5	1136.3	1217.1	1223.1	1217.1
708.7	723.7	777.5	852.3	900.1	933.0	992.8	1073.5	1085.5	1073.5
607.0	622.0	654.9	732.6	789.5	822.3	861.2	947.9	959.9	956.9
523.3	541.3	574.1	622.0	702.7	732.6	768.5	837.3	858.2	858.2
463.5	475.5	508.4	550.2	622.0	666.9	696.8	753.6	783.5	783.5
403.7	421.6	454.5	499.4	556.2	607.0	634.0	687.8	726.7	726.7
328.9	352.9	409.7	442.6	493.4	562.2	586.1	628.0	678.8	678.8
287.1	308.0	355.9	403.7	445.6	514.3	544.2	586.1	634.0	639.9
227.3	260.2	305.0	361.8	397.7	463.5	502.4	547.2	592.1	604.1
173.4	206.3	266.1	305.0	355.9	418.7	469.5	505.4	550.2	568.2
134.6	152.5	218.3	263.2	317.0	376.8	430.6	460.5	508.4	520.3
95.7	110.6	170.5	224.3	275.1	331.9	385.8	415.7	457.5	466.5
59.8	86.7	125.6	185.4	230.3	290.1	334.9	367.8	394.7	403.7
38.9	50.8	95.7	149.5	200.4	254.2	284.1	308.0	331.9	337.9
17.9	32.9	74.8	122.6	167.5	206.3	233.2	254.2	275.1	278.1
9.0	20.9	53.8	98.7	140.5	158.5	191.4	209.3	221.3	215.3
6.0	12.0	41.9	86.7	113.6	128.6	149.5	167.5	182.4	167.5
6.0	9.0	35.9	71.8	95.7	95.7	119.6	128.6	128.6	122.6
3.0	6.0	29.9	56.8	89.7	71.8	89.7	83.7	83.7	83.7
3.0	6.0	20.9	26.9	38.9	32.9	38.9	38.9	44.9	44.9
0.0	0.0	0.0	0.0	0.0	0.0	0.0	0.0	0.0	0.0





180°  
272723.7  
263994.9  
251752.4  
231127.9  
205838.4  
178159.6  
151653.1  
125968.9  
103885.1  
84477.6  
68293.8  
42780.1  
27538.2  
18546.2  
12448.9  
8199.6  
5361.7  
3678.1  
2673.4  
2063.3  
1662.6  
1399.5  
1214.1  
1076.5  
956.9  
861.2  
786.5  
726.7  
681.8  
636.9  
604.1  
571.2  
517.3  
460.5  
403.7  
337.9  
275.1  
215.3  
164.5  
119.6  
80.7  
44.9  
0.0

(END OF REPORT)